










INLAND BAYS

TM: 233-12.00-34.00
Job: 00-DS20-RE

-  FULL DEPTH PRESSURE DOSED DISPOSAL AREA
-  SAND LINED MOUND / I/A PEAT DISPOSAL AREA
-  SOIL BORING
-  WELL
-  IRON PIPE
-  UTILITY POLE/BOX
-  ONSITE SYSTEM
-  TREES/SHRUBS
-  - SLOPE

ACCENT ENVIRONMENTAL, LLC
PO BOX 788
MILLSBORO, DE 19966
1-302-352-1700
www.aedelmarva.com

